

Rothco

Online Credit Card Management
System

1. How to add a credit card.

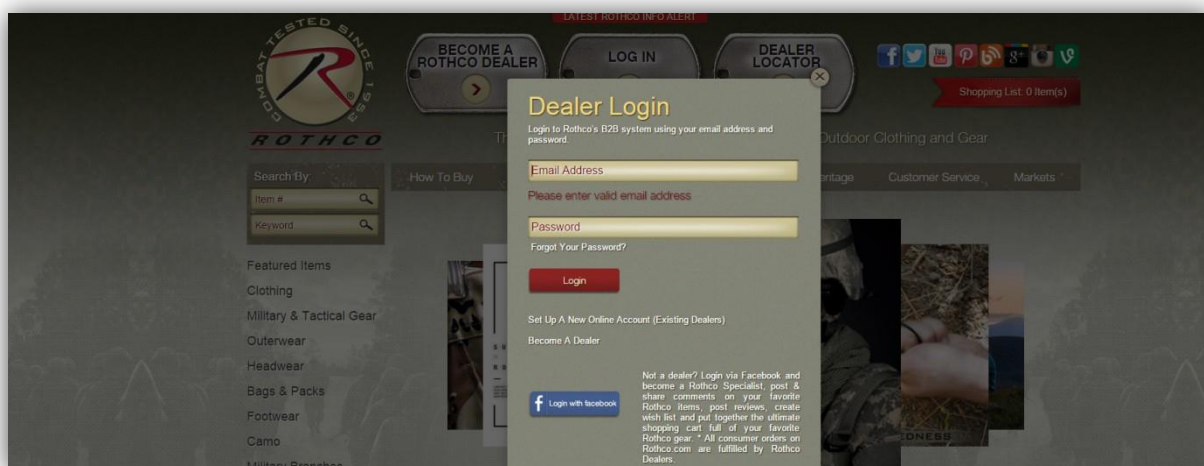
Step 1: Go to the site. <https://www.rothco.com>



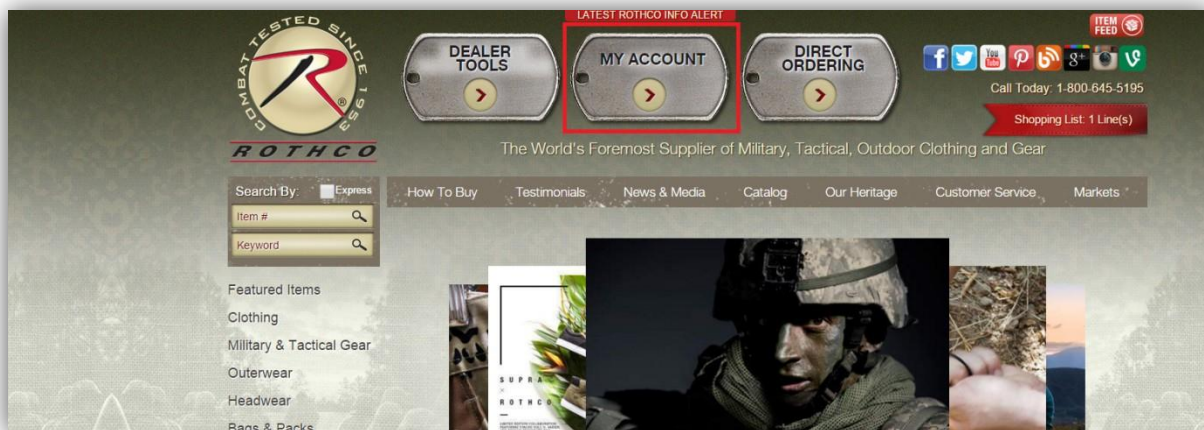
Step 2. Click Log in.



Step 3. Enter Credentials. User ID & Password.



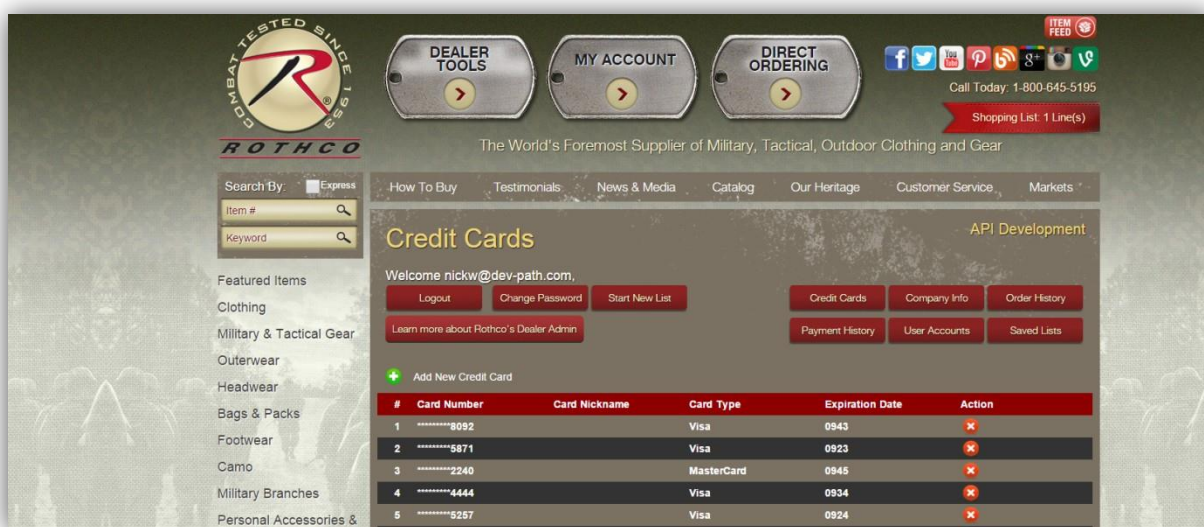
Step 4. Click My Account.



Step 5. Click Credit Cards.



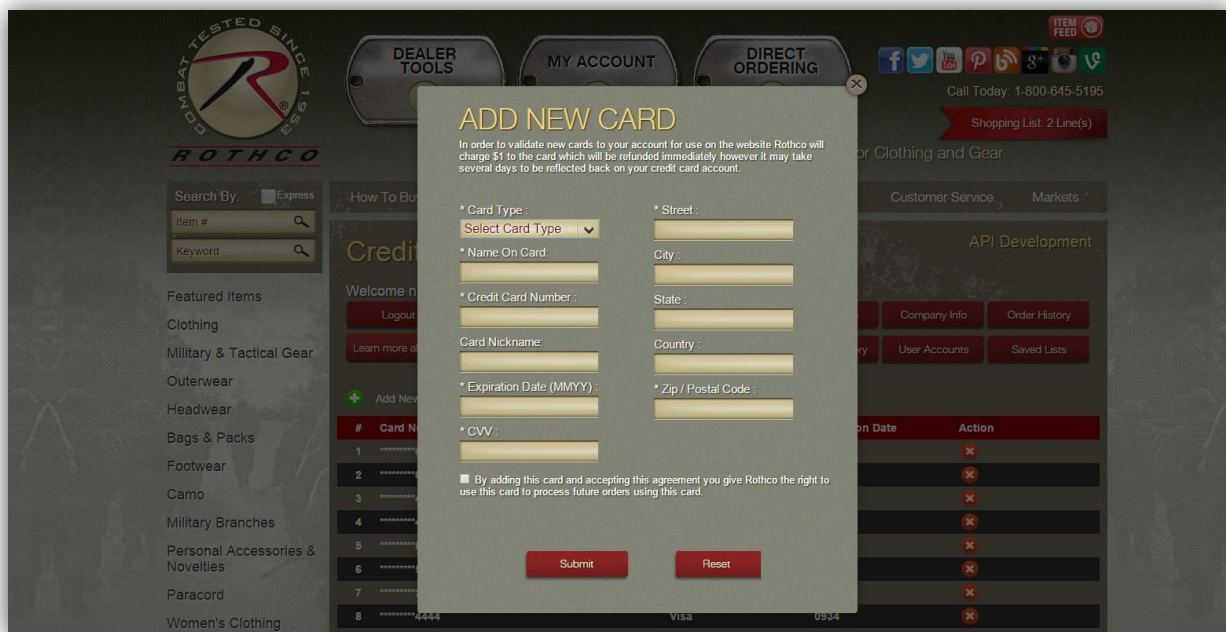
Once you click it you will see the new Credit Card Management System as shown below.



Step 6. To add a new credit card, click the small green plus button as shown below.



Step 7. Enter necessary detail in the fields as shown below.



Enter all of the required information. An error will be shown if information is missing.



Step 8. Click the checkbox to accept the terms and conditions of adding a new card.

The screenshot shows the 'ADD NEW CARD' modal form on the Rothco website. The form contains the following fields:

- * Card Type: **MasterCard** (dropdown)
- * Street: **88** (text)
- * Name On Card: **Nick Woodhead** (text)
- * City: (text)
- * Credit Card Number: **5404 0000 0000 0068** (text)
- * State: (text)
- Card Nickname: (text)
- * Country: (text)
- * Expiration Date (MMYY): **0819** (text)
- * Zip / Postal Code: **530023** (text)
- * CVV: **123** (text)

Below the fields is a checkbox with the text: "By adding this card and accepting this agreement you give Rothco the right to use this card to process future orders using this card." This checkbox is highlighted with a red rectangle.

At the bottom of the form are two buttons: **Submit** and **Reset**.

Step 9. Click the Submit button after verifying all the details entered.

This screenshot is identical to the previous one, showing the 'ADD NEW CARD' modal form. In this step, the **Submit** button at the bottom of the form is highlighted with a red rectangle.

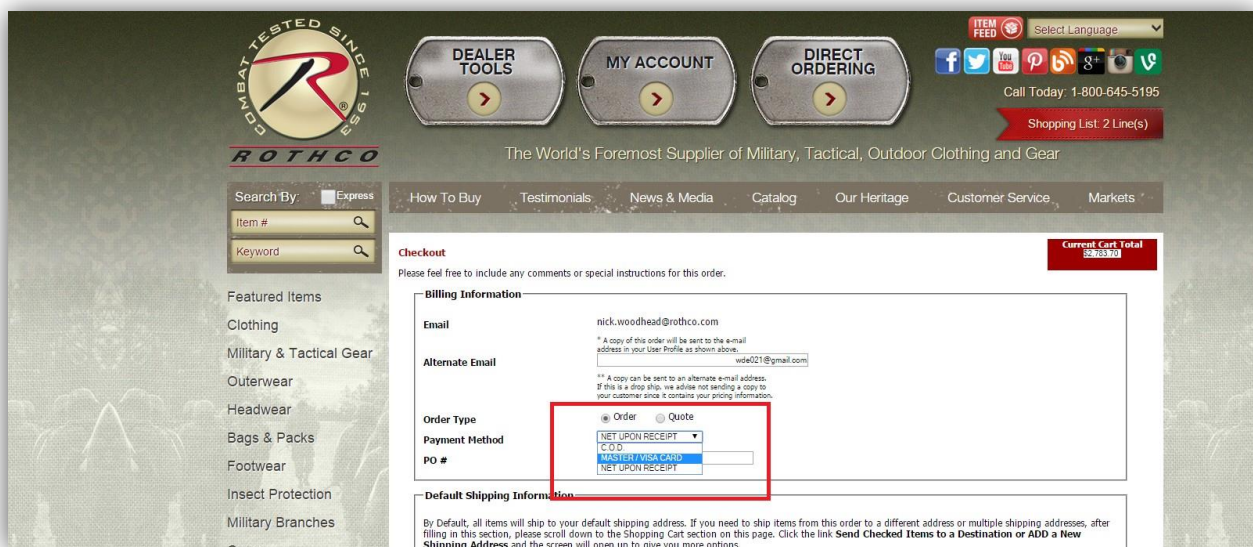
If you need to reset the info, then click the reset button and the fields will be cleared for you to enter the correct details once again.

Additional information when adding a new card and the validation process:

1. Rothco will validate the card once you enter the details and hit the submit button.
2. Our system will charge an amount of \$1 from your card as a part of the verification process.
3. This will be refunded to your card immediately but it may take several days for the refund to be reflected on your credit card account.
4. You can only add a Visa or MasterCard in the system
5. From the checkout page you can select the added card before you confirm the order
6. You can also delete the card if you don't want to use it for future transaction (credit cards must remain in the system until the order has shipped).



Checkout Process



Step 12. Choose Visa/MasterCard as the payment type. You will then see 3 options:

1. Click the drop down next to Last 4 digits and the last 4 digits of your preferred card.

ROTHCO
COMBAT TESTED SINCE 1951

DEALER TOOLS MY ACCOUNT DIRECT ORDERING

The World's Foremost Supplier of Military, Tactical, Outdoor Clothing and Gear

Search By: Express
Item #
Keyword

Featured Items
Clothing
Military & Tactical Gear
Outerwear
Headwear
Bags & Packs
Footwear
Insect Protection

How To Buy Testimonials News & Media Catalog Our Heritage Customer Service Markets

Checkout
Please feel free to include any comments or special instructions for this order.

Billing Information

Email: nick.woodhead@rothco.com
Alternate Email: wde021@gmail.com

Order Type: ☒ Order ☐ Quote

Payment Method: **View/Add Credit Cards** OR ☒ Contact Us For Payment

Last 4 Digits Of The Card On File: 3595

Current Cart Total: \$263.30

2. View/Add Credit Card will take you back to step 5

ROTHCO
COMBAT TESTED SINCE 1951

DEALER TOOLS MY ACCOUNT DIRECT ORDERING

The World's Foremost Supplier of Military, Tactical, Outdoor Clothing and Gear

Search By: Express
Item #
Keyword

Featured Items
Clothing
Military & Tactical Gear
Outerwear
Headwear
Bags & Packs
Footwear
Insect Protection
Military Branches

How To Buy Testimonials News & Media Catalog Our Heritage Customer Service Markets

Checkout
Please feel free to include any comments or special instructions for this order.

Billing Information

Email: nick.woodhead@rothco.com
Alternate Email: wde021@gmail.com

Order Type: ☒ Order ☐ Quote

Payment Method: MASTER / VISA CARD

Last 4 Digits Of The Card On File: 3595

☒ View/Add Credit Cards OR ☐ Contact Us For Payment

PO #

Current Cart Total: \$263.30

3. Contact us For Payment

Checking the box for "Contact Us For Payment" will allow a user to skip entering the card info and to continue their order and fax in a credit card authorization form or call the Rothco Credit Department with their card information.

Step 14. Click Confirm order after filling in the shipping address

The last 4 digits of the card number will be added to the order comments.

Address: 3015 VETERANS MEMORIAL HIGHWAY

Address2:

City: RONKONKOMA *

State: NY

Zip Code: 11779

Phone Number: 631-585-9446

Comments: USE CREDIT CARD: 3595

Would you want us to ship to this: ☒ Yes ☐ No

A. Payment History.

Additional Information About Payment History.

1. By default this page will show transactions for the last month.
2. You can use the date filter to narrow down your search.
3. This will only show your previous credit card transactions and not any other transactions such as COD, net terms, etc.

